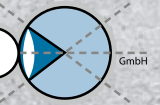


OPHTHALMO Pro

Products for ophthalmic surgery



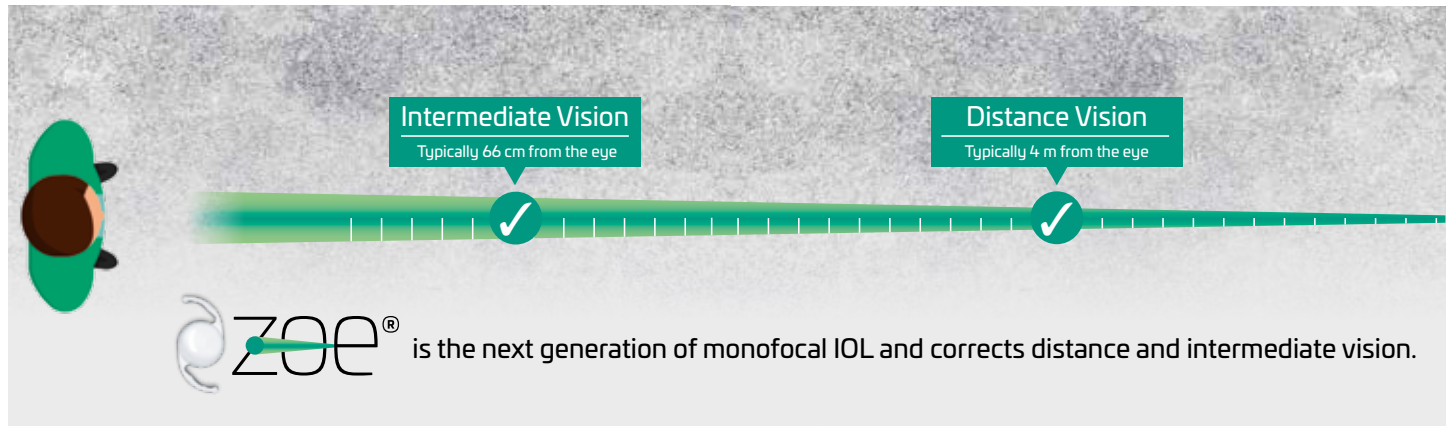
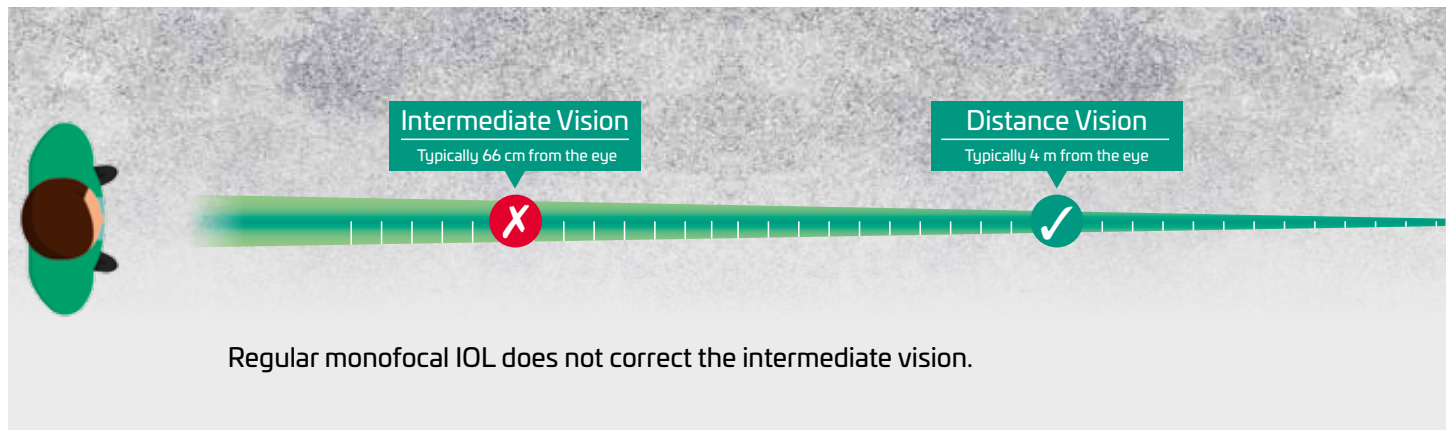
zoe<sup>®</sup>

zone operating enhancement

*beyond monofocal  
for far and intermediate distance*

# zoe<sup>®</sup> – beyond monofocal

This next-generation monofocal intraocular lens zoe<sup>®</sup> allows patients to experience high-quality vision at both **intermediate** and **far** distances.



Today, most monofocal lenses only correct vision to help cataract patients see objects at a distance, and so they do not improve the intermediate vision that is required for so many important daily tasks.



*zoe<sup>®</sup> helps patients  
improve daily tasks.*

## *Glistening-free acrylic*

The superiority of the hydrophobic acrylic material used in the zoe<sup>®</sup> was confirmed by the David J Apple Laboratory in Heidelberg using accelerated in-vitro ageing tests for the formation of glistenings that might appear several years post-implantation. The results indicated that the zoe<sup>®</sup> can be termed "glistening free".



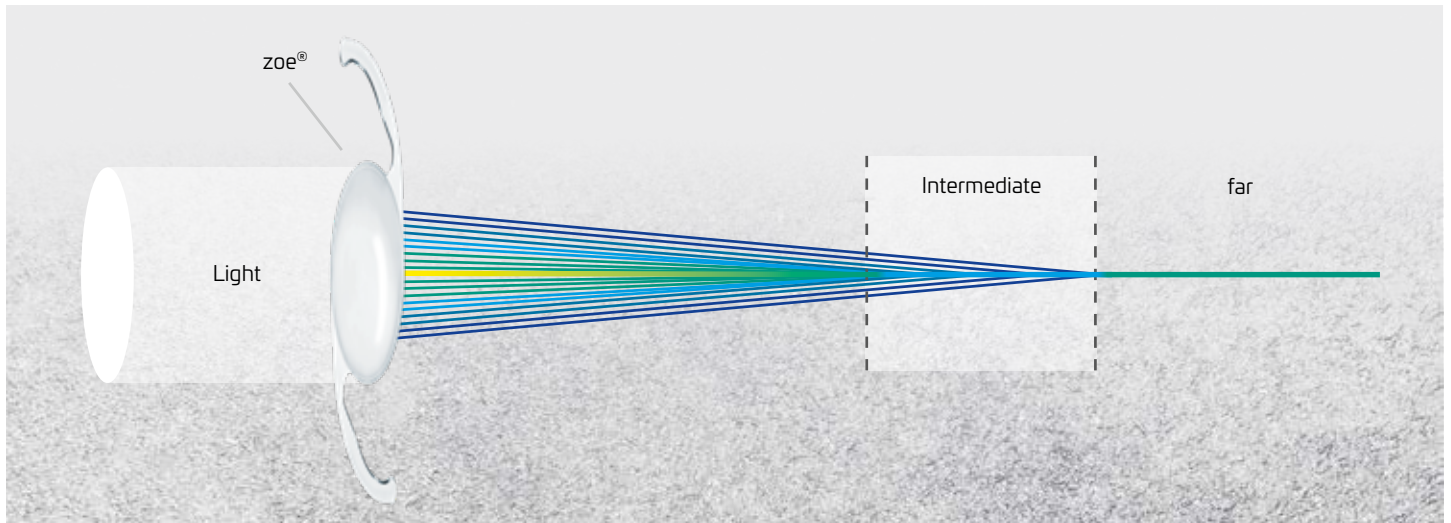
zoe<sup>®</sup> without glistenings



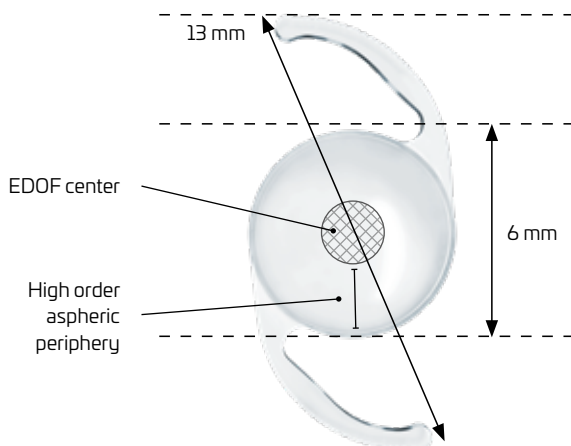
Clinical image of Competitor IOL with Grade 4 Glistening

# The technology


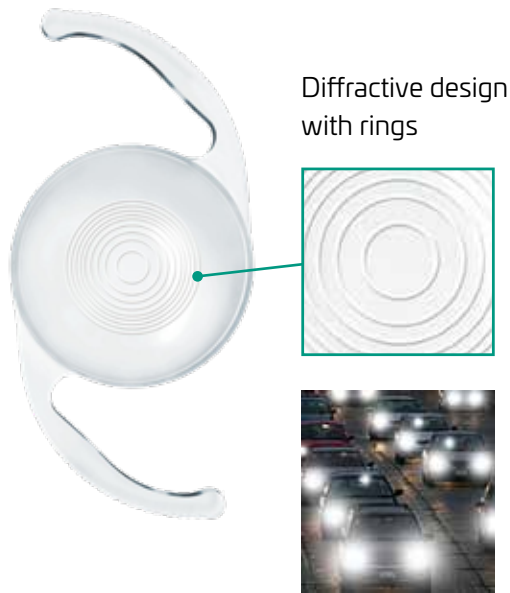
With its special and unique, High-Order anterior surface, the zoe<sup>®</sup> improves intermediate vision and maintains excellent distance image quality comparable to regular monofocal IOL.



ASPHERIC REFRACTIVE EDOF IOL zoe<sup>®</sup>



Because its monofocal optic does not have diffractive rings, the zoe<sup>®</sup> design keeps photic phenomena to a minimum, comparable to a regular monofocal IOL and the zoe<sup>®</sup> design minimises the spherical aberration to almost zero.



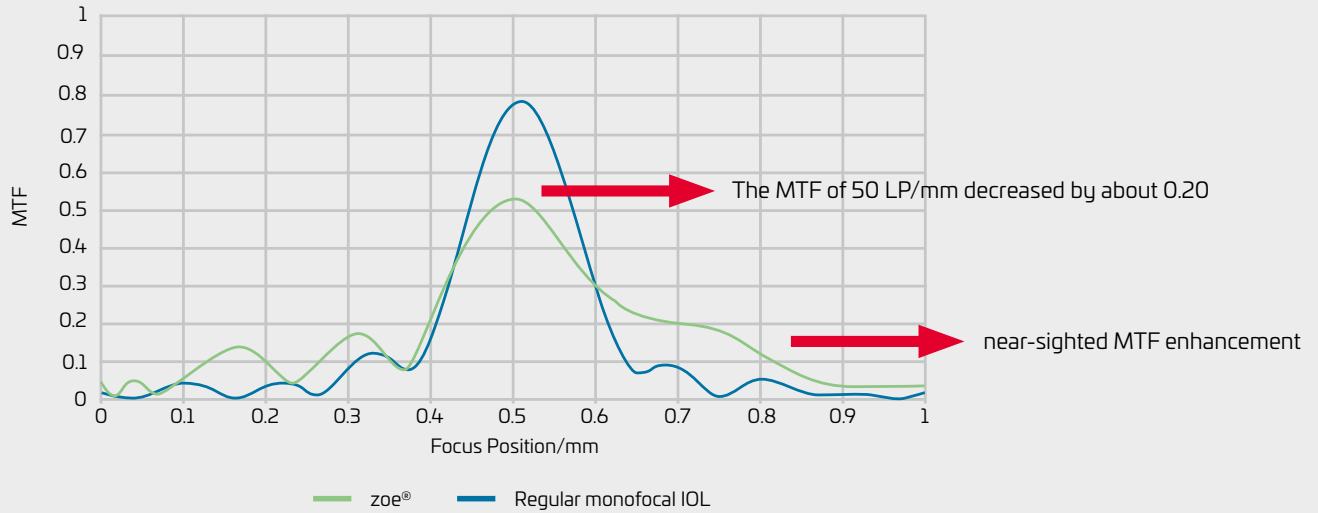
## *100% 1-Step preloaded*

Just like the monofocal aspheric Primus-HD® IOL, the zoe® is preloaded in its injector using our well-established "ProSert" 1-Step Preloaded system. This perfectly protects the IOL against contamination. For surgical staff it is easy to use and it gives the surgeon a most reliable implantation performance, IOL after IOL.

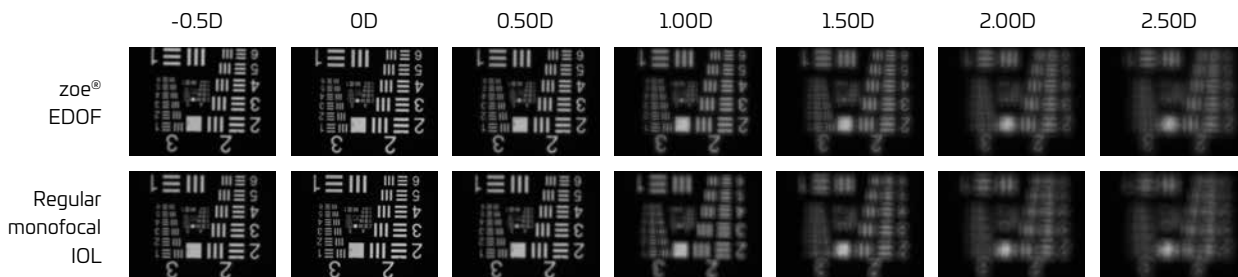
- Dynamic tip allows implantations with 2.0 – 2.2 mm incisions
- Controlled implantation thanks to precision screw thread
- One step "into the bag"
- Optimal lens fit, 100% preloaded
- Outer diameter of the injector tip: 1.78 mm



# MTF test results



# USAF image test



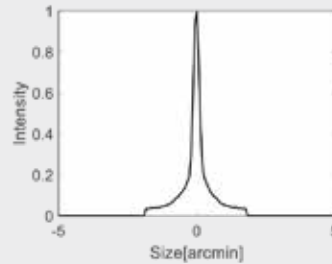

- The clarity of far focus is no different to that of that monofocal IOL, but the near-sighted distance is increased by +0.75D ~ 1.0D
- No glare, halo or other adverse optical interference regardless of the distance, middle or near

# Point Spread Function – Test

PSF image

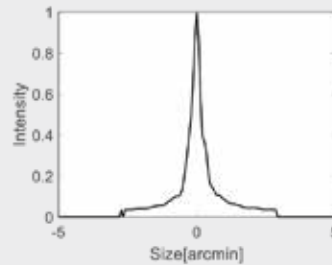

PSF cross section

zoe®



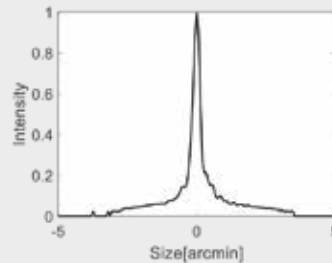

1.81 +- 0.07 arcmin

Competitor A



2.78 +- 0.13 arcmin

Competitor R



3.67 +- 0.18 arcmin

PSF projection confirmed that the zoe® design shows a similar halo profile to a regular monofocal IOL. In comparison, two competitor EDOF IOLs showed halos with significantly higher radius.

# zoe<sup>®</sup> Technical data

Model	zoe <sup>®</sup>
IOL type	Single piece
Material	High-purity, hydrophobic acrylic, glistening-free, Miyata Grade Zero
Filter	UV-filter
Lens type	Posterior convex, aspherical optic to correct far and intermediate vision
Power Range	Preloaded across the dioptric range from +5D to +36D in 0.5 D
A constant*	118.9 (nominal)
Lens diameter	6.0 mm optic zone
Total diameter	13.00 mm
Haptic design and Angulation	Modified C-loop, 1.5°
Edge design	360° ultra-sharp square edge, roughened edge

## *Optimized values for Laser Biometry*

Nominal	118.9
Haigis	a0=1.499 a1=0.40 a2=0.10
HofferQ	pACD 5.68
Holladay 1	sf=1.949
SRK/T	119.2
SRKII	119.6
Holladay 2	5.688
Barrett	DF 2.5/LF 2.000

\*The A constant is the basis for calculating the lens power.

It is recommended that these be customized based on the experience of the operating surgeon and the equipment used.

OPHTHALMO Pro GmbH  
Im Reihersbruch 1, 66386 Sankt Ingbert  
Germany  
Tel.: +49 (68 94) 99 88 770  
Email: office@ophthalmo-pro.de  
www.ophthalmo-pro.de/en

